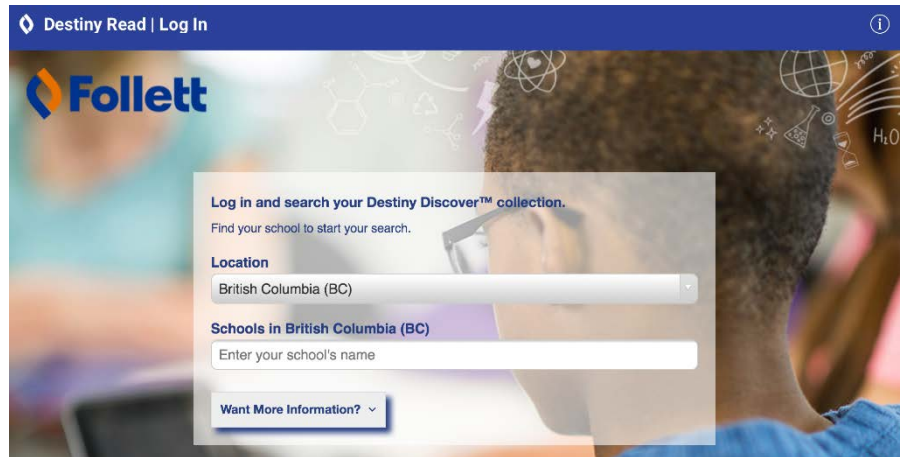


## Downloading eBooks in the Destiny Read App:



The **DESTINY READ** app is **ONLY AVAILABLE ON iOS DEVICES**. It functions solely as a bookshelf for Follett eBooks, where users can access checked-out eBooks or download them for offline reading. eBooks **must** be checked-out in Destiny Discover first.

1. Download and install the **Destiny Read** app from the App Store on your iOS device.
2. Open the app.
3. Select your **location** (province) and **school**.
4. Login to your account using your personal **Surrey Schools username and password**.



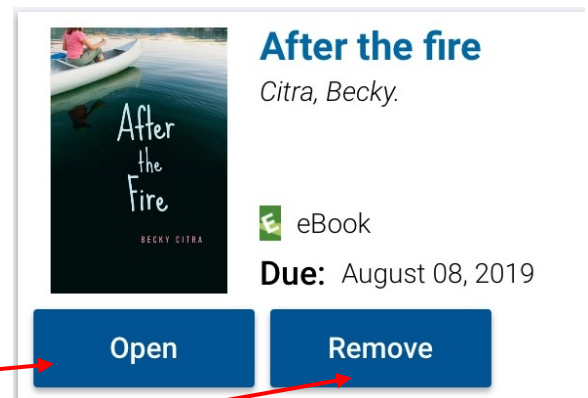
*For password help, please talk to your school **Teacher Librarian**.*

5. The app opens directly to your Checkouts Bookshelf. You will only see existing checkouts.

*The bookshelf does not refresh automatically.*

*Tap and drag the screen down to see newly checked-out items.*


6. eBooks download automatically to your device for offline reading. Click the **Open** button to view the book.



7. Click **Remove** to delete the downloaded copy from your device. The book will remain in your checkouts.

8. To return books directly from this bookshelf using the **Return** button that appears once the downloaded copy has been removed.



**Don't forget to  Log Out when you are finished.**

[lrs@surreyschools.ca](mailto:lrs@surreyschools.ca)  
(604) 495-9400